




Premium League



Zentrifugen
Centrifuges



Sigma 1-14

| |
|--------------|
| ☐ - |
| 👉 0,2 - 2 ml |
| 📏 48 ml |
| 🔄 14.800 |
| 🔧 16.163 |



Sigma 1-14K

| |
|--------------|
| ☐ 0,2 - 2 ml |
| 👉 0,2 - 2 ml |
| 📏 48 ml |
| 🔄 15.000 |
| 🔧 16.602 |



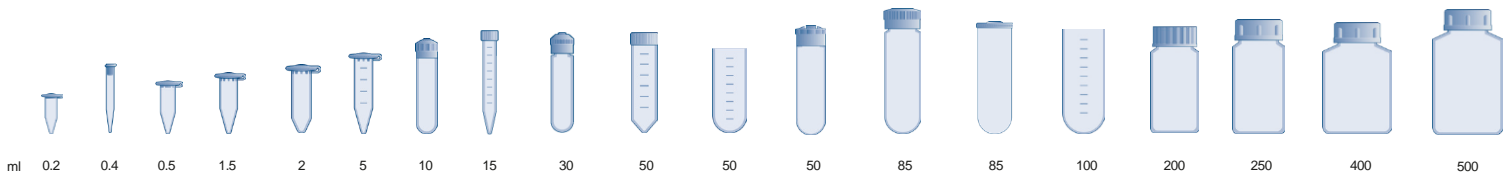
Sigma 1-16

| |
|--------------|
| ☐ - |
| 👉 0,2 - 5 ml |
| 📏 72 ml |
| 🔄 15.000 |
| 🔧 20.627 |



Sigma 1-16K

| |
|--------------|
| ☐ - |
| 👉 0,2 - 5 ml |
| 📏 72 ml |
| 🔄 15.000 |
| 🔧 20.627 |



Sigma 3-30KS

| |
|---------------------|
| ☐ 0,2 - 100 ml; MTP |
| 👉 0,2 - 94 ml |
| 📏 564 ml |
| 🔄 30.000 |
| 🔧 70.121 |



Sigma 4-16S

| |
|---------------------|
| ☐ 0,2 - 750 ml; MTP |
| 👉 0,2 - 250 ml |
| 📏 3.000 ml |
| 🔄 13.500 |
| 🔧 21.917 |



Sigma 4-16KS

| |
|---------------------|
| ☐ 0,2 - 750 ml; MTP |
| 👉 0,2 - 250 ml |
| 📏 3.000 ml |
| 🔄 15.000 |
| 🔧 25.155 |



Sigma 4-5KRL

| |
|--------------------|
| ☐ 1,1 - 15 ml; MTP |
| 👉 - |
| 📏 1.500 ml |
| 🔄 4.700 |
| 🔧 4.643 |



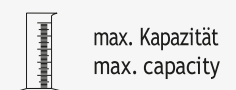
Symbol Typ / Type



Ausschwingrotor
Swing-out rotor



Winkelrotor
Fixed-angle rotor



max. Kapazität
max. capacity



Sigma 1-7

☑ 1,1 - 15 ml

☒ -

📏 90 ml

🔄 8.000

🌀 6.153



Sigma 2-7

☑ 0,2 - 100 ml; MTP, Cyto

☒ 5 - 15 ml

📏 450 ml

🔄 4.000

🌀 2.540



Sigma 2-16P

☑ 0,2 - 100 ml; MTP

☒ 0,2 - 50 ml

📏 450 ml

🔄 15.000

🌀 20.627



Sigma 2-16KL

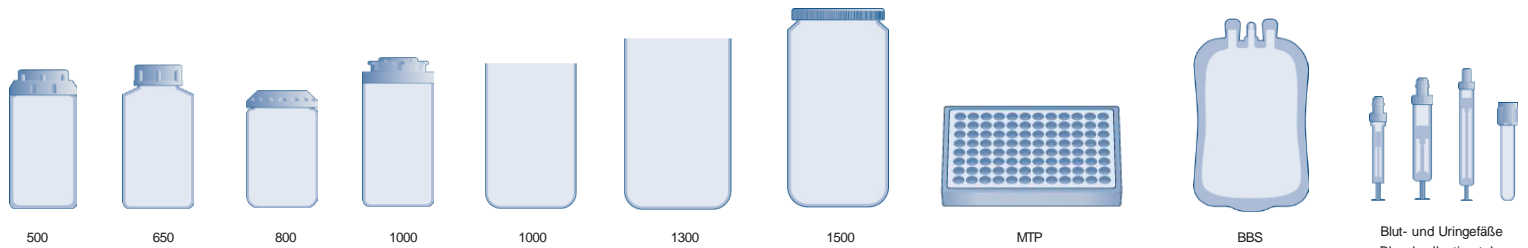
☑ 0,2 - 100 ml; MTP

☒ 0,2 - 85 ml

📏 450 ml

🔄 15.300

🌀 21.913



Sigma 4-5L

☑ 0,2 - 750 ml; MTP

☒ -

📏 3.000 ml

🔄 4.700

🌀 4.643



Sigma 4-5KL

☑ 0,2 - 750 ml; MTP

☒ 2 - 94 ml

📏 3.000 ml

🔄 13.500

🌀 20.376



Sigma 6-16S

☑ 0,2 - 1.000 ml; MTP, BB

☒ 0,2 - 500 ml

📏 4.000 ml

🔄 13.500

🌀 21.917



Sigma 6-16KS

☑ 0,2 - 1.000 ml; MTP, BB

☒ 0,2 - 500 ml

📏 4.000 ml

🔄 15.000

🌀 25.419





Sigma 3-16L

0,2 - 400 ml; MTP

0,2 - 94 ml

1.600 ml

15.300

21.460

IVD



Sigma 3-16KL

0,2 - 400 ml; MTP

0,2 - 94 ml

1.600 ml

15.300

21.913

IVD



Sigma 3-18KS

0,2 - 400 ml; MTP

0,2 - 94 ml

1.600 ml

18.000

30.070

✱



Sigma 8KS

0,2 - 1.500 ml; MTP

0,2 - 1.000 ml

12.000 ml

10.500

20.461

✱

Sigma 8KS Clinic

BBS, 1.500 ml, MTP

12 Blood bag systems

4.100

5.394

✱

Sigma 8KBS

12 Blutbeutelssysteme
Blood bag systems

12 Blood bag systems

5.394

✱ MD

More Information
Please find details and brochures on our website:





Spincontrol Basic



Spincontrol L

Spincontrol L
Mehr Infos erhalten
Sie in unserem Video:
Please watch our video:



Spincontrol S

Spincontrol S
Mehr Infos erhalten
Sie in unserem Video:
Please watch our video:





Sigma
Laborzentrifugen GmbH
An der Unteren Söse 50
37520 Osterode • Germany
Tel. +49 (0) 55 22 50 07-0
Fax +49 (0) 55 22 50 07-12
info@sigma-zentrifugen.de
www.sigma-zentrifugen.de